



AcuCare™  
Hospital disposable masks



## Speed, stability and success in NIV

AcuCare™ is ResMed's range of high-quality disposable patient interfaces for the hospital. By quickly establishing mask stability and a reliable seal without compromising comfort, AcuCare masks are designed to achieve fast patient acceptance of non-invasive ventilation (NIV).

### Fast to select and fit

Each AcuCare mask is color-coded, easily identifiable and designed to fit with common hospital breathing circuits. With a simple three-point headgear and click-in clips, you are providing a good patient fit the first time.

### A dependable seal

AcuCare combines 3D form-fitting headgear with proven cushion technology to stabilize the mask on the face, without the need for forehead support. The seal and headgear combine to reduce pressure points, minimize leaks and maximize comfort – all reducing the need for intubation.

### Set up for success

AcuCare masks are designed to give you a secure, stable fit – minimizing the risk of potential pressure sores and skin breakdown, while maximizing patient comfort. This leads to better therapy adherence and gives you more time to focus on care where it's needed most.

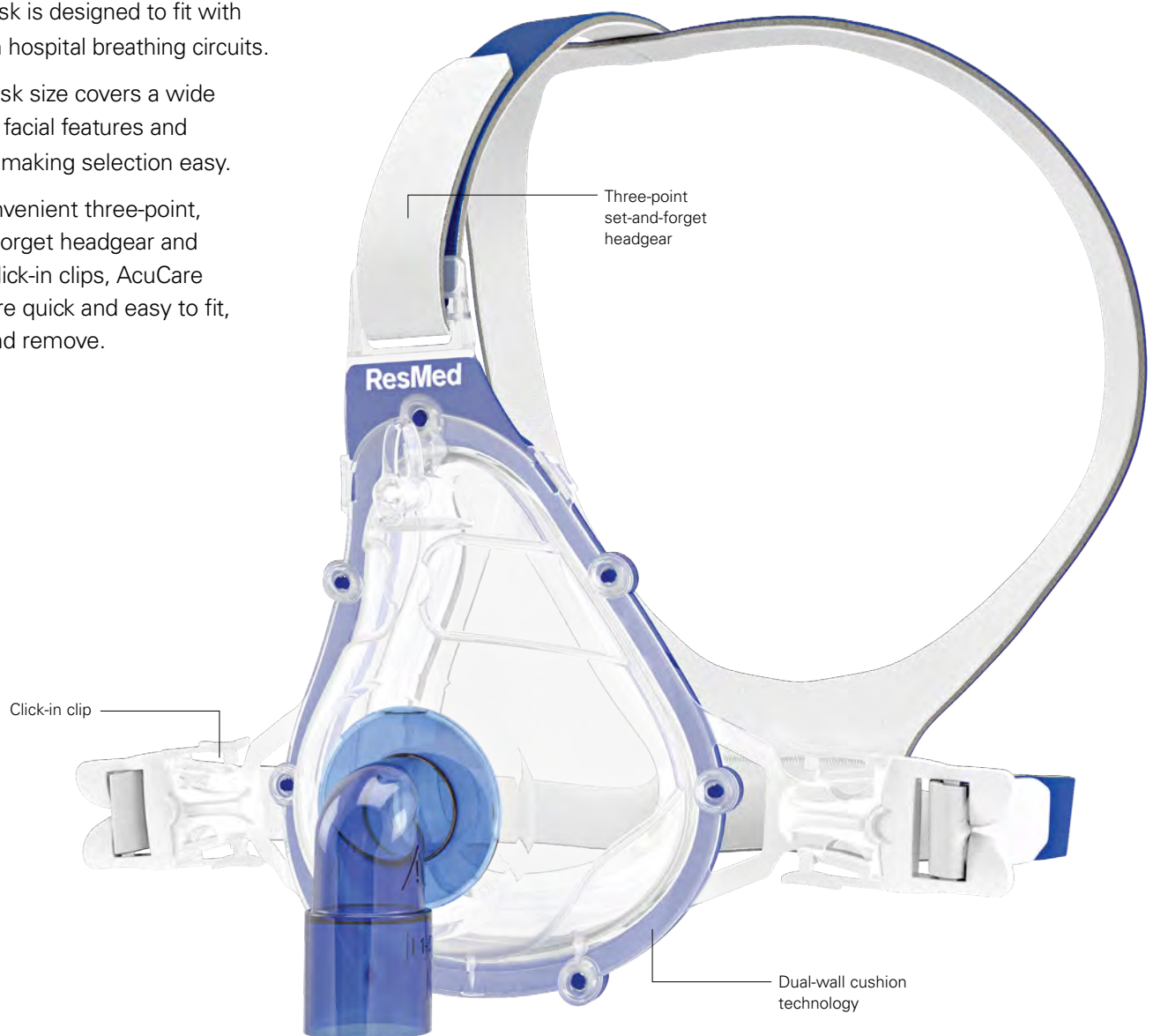
[ResMed.com/AcuCare](https://www.resmed.com/AcuCare)

# Efficient and effective therapy

Using common technology across our AirFit™ home care masks and AcuCare hospital masks, ResMed's patient interface range provides comfort and minimal disruption to patients who need NIV therapy.

## Key features

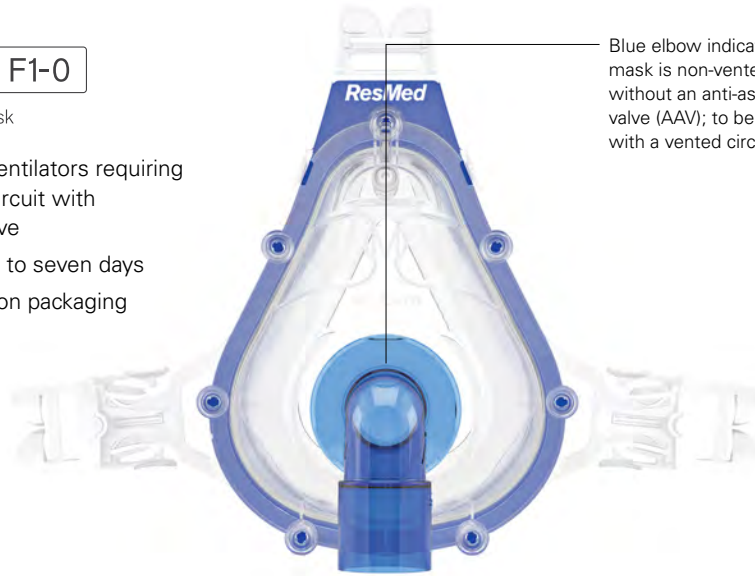
- Each mask is designed to fit with common hospital breathing circuits.
- Each mask size covers a wide range of facial features and profiles, making selection easy.
- With convenient three-point, set-and-forget headgear and simple click-in clips, AcuCare masks are quick and easy to fit, adjust and remove.



# AcuCare™ F1-0

Hospital non-vented full face mask

- **Non-vented mask** for ventilators requiring a dual circuit, or single circuit with integrated expiratory valve
- Single patient use for up to seven days
- Sizing template located on packaging for quick mask selection



Blue elbow indicates mask is non-vented without an anti-asphyxia valve (AAV); to be used with a vented circuit.

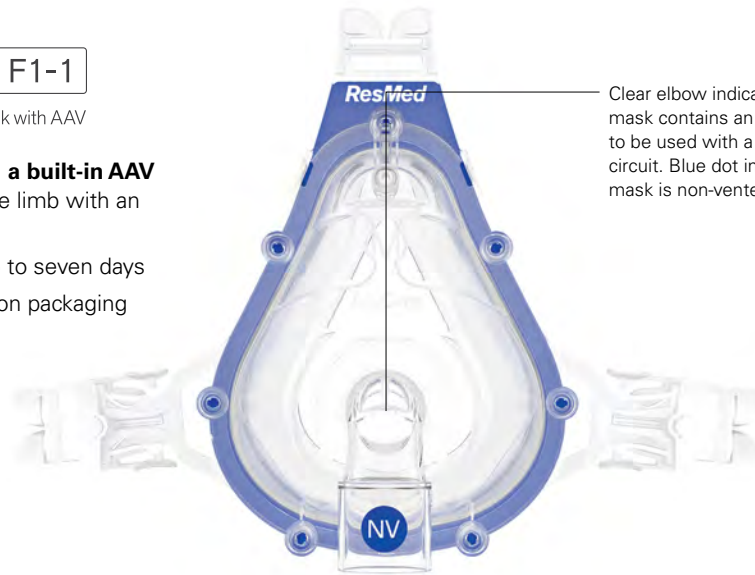


Conveniently color-coded packaging

# AcuCare™ F1-1

Hospital non-vented full face mask with AAV

- **Non-vented mask with a built-in AAV** for leak ventilation (single limb with an exhaust port)
- Single patient use for up to seven days
- Sizing template located on packaging for quick mask selection



Clear elbow indicates mask contains an AAV; to be used with a vented circuit. Blue dot indicates mask is non-vented.

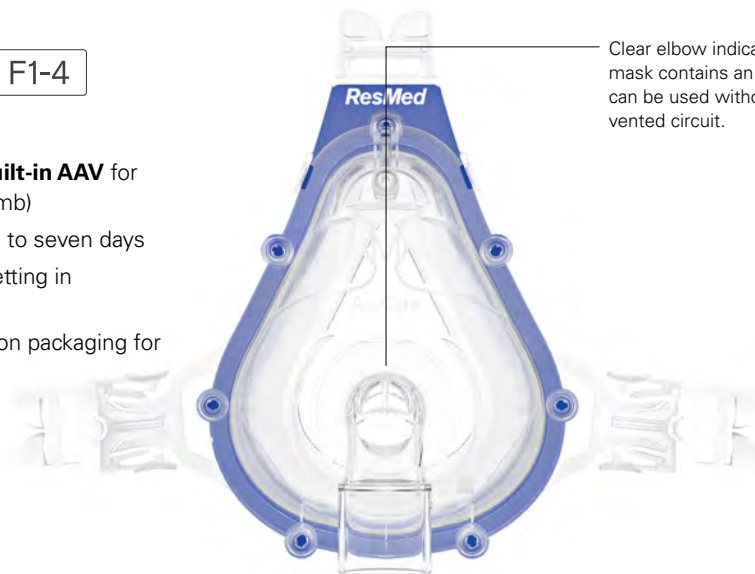


Conveniently color-coded packaging

# AcuCare™ F1-4

Hospital vented full face mask

- **Vented mask with a built-in AAV** for leak ventilation (single limb)
- Single patient use for up to seven days
- Uses 'Full Face' mask setting in ResMed ventilators
- Sizing template located on packaging for quick mask selection



Clear elbow indicates mask contains an AAV; can be used without a vented circuit.



Conveniently color-coded packaging



## Fitting guide for AcuCare masks



- Use the sizing template on the packaging to determine the correct mask size.
- Position the mask cushion over the nose and mouth, and pull the headgear over the head.



- While holding the mask against the face, pull each of the side straps back along the side of the face. The straps should pass below the ears.



- The side arms on the mask should bend back as the straps are tightened.



- Gently adjust the top strap.



- Start ventilation according to the ventilator system operating instructions and connect the mask to the ventilator system.



- If air leaks around the cushion, reposition the mask on the face to achieve a better seal. Re-adjust the headgear straps if necessary.

### Tips

Do not overtighten the straps; air fills the dual-wall cushion and provides a comfortable seal. For the best seal, the side straps should be tighter than the top strap.

Note: These fitting instructions are common to all masks in the AcuCare range. For more details, refer to your mask user guide.

### Product codes

NV AcuCare F1-0 FFM: Small (Case 20)	<b>60750</b>	NV + AAV AcuCare F1-1 FFM: Small (Case 20)	<b>60753</b>	V AcuCare F1-4 FFM: Small (Case 20)	<b>60756</b>
Small (Case 5)	<b>60980</b>	Small (Case 5)	<b>60983</b>	Small (Case 5)	<b>60986</b>
NV AcuCare F1-0 FFM: Medium (Case 20)	<b>60751</b>	NV + AAV AcuCare F1-1 FFM: Medium (Case 20)	<b>60754</b>	V AcuCare F1-4 FFM: Medium (Case 20)	<b>60757</b>
Medium (Case 5)	<b>60981</b>	Medium (Case 5)	<b>60984</b>	Medium (Case 5)	<b>60987</b>
NV AcuCare F1-0 FFM: Large (Case 20)	<b>60752</b>	NV + AAV AcuCare F1-1 FFM: Large (Case 20)	<b>60755</b>	V AcuCare F1-4 FFM: Large (Case 20)	<b>60758</b>
Large (Case 5)	<b>60982</b>	Large (Case 5)	<b>60985</b>	Large (Case 5)	<b>60988</b>